

# STAINLESS STEEL HYDRONIC HEATING SOLUTIONS



**INDIRECT WATER HEATERS**

**HOT WATER STORAGE  
TANKS**

**MULTI-ENERGY TANKS**

**HYDRONIC BUFFER TANKS**

**COMMERCIAL ELECTRIC  
TANKS**

**LIGHT COMMERCIAL  
ELECTRIC TANKS**

**CUSTOM BUILDS**



**RAISING THE STANDARD**



ALL HEAT-FLO  
PRODUCTS ARE PROUDLY  
ENGINEERED & BUILT  
IN THE USA



CONFORMS TO UL STD 174  
AND NSF/ANSI 372  
CERTIFIED TO CAN/CSA STD  
C22.2 NO. 110-94

Heat-flo's Quality Management System is Certified to ISO 9001:2015.



## HEAT-FLO'S "TOP OF TANK" CONNECTIONS SAVE TIME & MONEY.

Heat-flo's indirect water heaters are engineered with pre-installed brass drain and relief valves, and feature pipe connections on the top of the tank for clean, quick installation and easy maintenance access.



## RAISING THE STANDARD FOR WATER HEATING SOLUTIONS

*"Our philosophy has always been to design, evaluate and improve. With our design and manufacturing teams under one roof, it has given us the ability to do just that! Here at Heat-flo, we are always looking to 'Raise the Standard' by truly listening to our customers and providing them with the highest quality and cost-effective solutions for their needs."*

FOUNDER & PRESIDENT **GEORGE CELORIER**

Heat-flo is an American built and owned company that designs, engineers and manufactures high quality, cost-efficient water heating and storage products for residential, commercial, and industrial applications. Our solutions span from multi-energy/solar and electric based hot water heating systems, to hydronic and radiant heating applications. The Heat-flo team of highly experienced workers and crafts people originate all product design, manufacturing, sales, and ongoing market support at our facility in Uxbridge, Massachusetts, USA.

For over 20 years, Heat-flo water heaters have surpassed industry standards for quality and reliability. From design details, raw materials, state-of-the-art machinery, to finished product assembly, each phase in the product development process is extensively observed to ensure continuous improvement and superior quality.

Our mission is to exceed customer expectations and requirements by providing superior services and products that give our customers peace of mind and the most reliable, long-lasting, and efficient water heating and hydronic solutions. It is our policy to promote a culture of continual improvement by always RAISING THE STANDARD through superior design and manufacturing execution.

Our Indirect Water Heaters are the most installer-friendly units in the industry. All pipe connections are located on the top for clean, easy installation and maintenance. Tanks are shipped with drain valve, T&P relief valve, and a welded stainless steel cold water dip tube factory installed and pressure tested. A Temperature Control is offered as standard equipment with all single coil Indirect Water Heaters and Hot Water Storage Tanks.



HF-40 BT

HF-115 XHO

## QUALITY & EFFICIENCY ALWAYS AT THE FOREFRONT

Heat-flo's highly efficient water heaters come standard with a quality electricomechanical temperature control. Larger units can be banked together to address applications with high water heating needs.







## HIGH-QUALITY DESIGN & CONSTRUCTION

All Heat-flo water heater tanks and coils are constructed of stainless steel with large, smooth-wall coils that deliver full output and minimize collection of lime and sediment.



*“The Heat-flo products are unique...they're not just your average water heater. It's built with ease-of-installation features...a focus on quality...a commitment to customer satisfaction...and a driving factor of continuous improvement!”*

Hot Water Heating System Storage Tanks are designed with dedicated heat source supply/return dip tubes located to result in precise temperature control. The supply and return from the heat source is hydraulically decoupled from cold and hot connections and flow variations. These versatile units offer unlimited applications for creating abundant hot water utilizing external heat sources.

A complete line of Multi-Energy/Solar Storage Tanks offers the same installer-friendly design features and are manufactured with one coil, two coils, or no coil, and with or without electric backup heating.

High quality all stainless steel Hydronic Buffer Tanks are offered in 22, 30, 40, 60, 80, and 115-gallon sizes with a choice of 1 ¼, 1 ½, or 2" NPT taps to match system requirements. Our buffer tanks are available with the option of one or two built-in coils. Custom tapping configurations are available upon request.

Architects, engineers, contractors, facility managers and homeowners alike rely on us for their comfort heating needs. Heat-flo products are installed in homes, offices, schools, restaurants, hotels and other facilities throughout North America.

It is Heat-flo's policy to promote a culture of continuous improvement by always raising the standard through superior design and manufacturing execution. Heat-flo's Quality Management System is Certified to ISO 9001:2015.



EC-80

HF-115 HOC



## RAISING THE STANDARD



### OVER 2" OF HIGH EFFICIENCY INSULATION AND A TOUGH FLEXIBLE OUTER JACKET

Heat-flo products feature over 2" of insulation providing a less than 1°/hr. heat loss and all units are wrapped in a flexible thermoplastic jacket to prevent dents and corrosion.



# STAINLESS STEEL INDIRECT WATER HEATERS

Heat-flo's high efficiency Indirect Water Heaters are made with quality stainless steel materials that provide excellent heat transfer and a longer tank life, as well as abundant hot water and low operating costs. Indirect water heaters work in conjunction with a boiler to heat the water that's circulated through the heat exchanger in the tank.

When paired with an high efficiency boiler, Heat-flo's indirect water heaters can generate over 50% more hot water than many water heaters of similar size.

## FEATURES AND BENEFITS INCLUDE:

### QUALITY DESIGN & CONSTRUCTION

- Tanks and coils are all stainless steel construction.
- Large, smooth-wall coils deliver full output for years - no finned tubing to collect lime and sediment.
- All units R-16+ insulation, providing very low heat loss.
- Flexible thermoplastic jacket that will not corrode and resists denting.

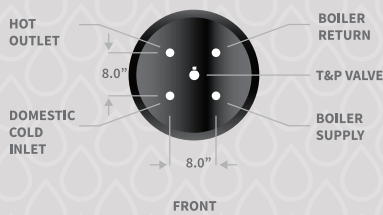
### EASY INSTALLATION

- All connections are on top on the standard units for a neat, quick, and clean installation.
- Brass drain and relief valves are factory installed.
- Temperature Controls are supplied standard.

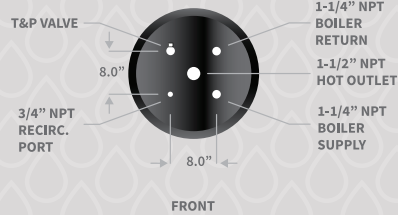
### RESIDENTIAL & COMMERCIAL

- Models are available in 30, 40, 50, 60, 80, and 115-gallon sizes.
- Bank together 80 and 115-gallon units for applications with high water heating demands.

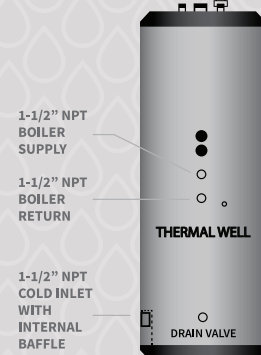
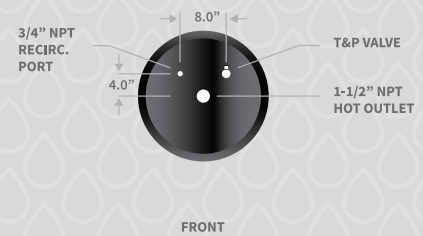
## SYSTEM CONNECTION CONFIGURATIONS FOR EACH MODEL



STANDARD & HO UNITS



C UNITS



XHO UNITS

## DIMENSIONS & CAPACITIES

MODEL	Storage Volume	Coil Heating Surface	Dimensions (inches)		Piping Connections NPT		Max. Tank Working Pressure (psi)	Max. Coil Working Pressure (psi)	Approximate Unit Wt. (Lbs.)
					Domestic Water	Boiler Water			
					(Gal.)	(Sq. ft.)			
HF-30	30	7.3	35.8	23.5	3/4	1	150	90	85
HF-40	40	7.7	45.2	23.5	3/4	1	150	90	100
HF-40L	42	7.4	35.8	28.0	3/4	1	150	90	100
HF-40R	40	7.7	45.2	23.5	3/4	1	150	90	100
HF-50	50	8.2	55.2	23.5	3/4	1	150	90	110
HF-60	60	8.6	62.3	23.5	3/4	1	150	90	125
HF-60L	60	7.7	45.2	28.0	3/4	1	150	90	120
HF-80	80	8.2	55.2	28.0	1	1	150	90	140
HF-115	115	9.1	74.5	28.0	1	1	150	90	175

## HIGH OUTPUT UNITS

HF-60-HO	60	15.1	62.3	23.5	1	1	150	90	140
HF-80-HO	80	14.8	55.2	28.0	1	1	150	90	155
HF-80-HO-C	80	14.8	55.2	28.0	1 1/2	1 1/4	150	90	155
HF-115-HO	115	15.6	74.5	28.0	1	1	150	90	190
HF-115-HO-C	115	15.6	74.5	28.0	1 1/2	1 1/4	150	90	190
HF-85-XHO	87	28.7	63.5	28.0	1 1/2	1 1/2	150	90	215
HF-115-XHO	115	28.7	74.5	28.0	1 1/2	1 1/2	150	90	240

## 180° F BOILER SUPPLY RATINGS

MODEL	First Hour Rating (Gal./Hr.)		Continuous Rating (Gal./Hr.)		Boiler Output Needed (BTU/Hr.)	Boiler Water Flow Through Coil (Gal./Min.)	Pressure Drop Through Coil (Ft. Water)
	140° F	115° F	140° F	115° F			
	HF-30	176	233	149			
HF-40	193	254	157	218	117,870	14.0	5.7
HF-40L	186	251	150	215	116,000	14.0	5.3
HF-40R	193	254	157	218	117,870	14.0	5.7
HF-50	196	254	165	231	125,000	14.0	6.0
HF-60	231	298	177	244	132,340	14.0	6.2
HF-60L	211	272	157	218	117,785	14.0	5.7
HF-80	241	306	169	234	126,980	14.0	6.0
HF-115	291	363	188	260	140,890	14.0	6.0

## HIGH OUTPUT UNITS

HF-60-HO	353	468	299	414	221,000	14.0	10.1
HF-80-HO	366	479	294	407	220,440	14.0	9.9
HF-80-HO-C	386	507	314	435	235,510	21.0	15.8
HF-115-HO	413	532	310	429	232,135	14.0	10.8
HF-115-HO-C	423	545	320	442	239,530	21.0	16.7
HF-85-XHO	649	868	571	790	428,000	28.0	13.0
HF-115-XHO	674	893	571	790	428,000	28.0	13.0

Note: All ratings are based on 180°F boiler water supply and 50°F cold water inlet. In the interest of continuous improvement, specifications are subject to change without notice.



Conforms to UL STD 174 and NSF/ANSI 372 Certified to CAN/CSA STD C22.2 No. 110-94



# RAISING THE STANDARD







# HOT WATER BOOSTER/ STORAGE TANKS

Heat-flo's Hot Water Storage/Booster Tanks offer high quality and efficiency and are engineered to provide reliable, abundant hot water that today's larger homes require. Homes with multiple baths, hot tubs, and body sprays increase the requirement for "dump loads" that tankless coils, instantaneous water heaters, and plate heat exchangers cannot provide.

Adding the ability to store hot water with accurate temperature control reduces boiler fuel consumption because water can be produced and stored at lower temperatures, resulting in reduced burner cycling and more readily available hot water.

## FEATURES AND BENEFITS INCLUDE:

### QUALITY DESIGN & CONSTRUCTION

- All stainless steel.
- All units R-16+ insulation, providing very low heat loss.
- Flexible thermoplastic jacket that will not corrode and resists denting.
- Stainless steel dip tubes.

### EASY INSTALLATION

- All connections are on top on the standard units. Connecting to a high-efficiency wall-mount boiler or instantaneous water heater is about as easy as it gets.
- Units are provided with two separate connections for heat source supply and return - resulting in excellent temperature control and no guesswork. Heat source supply and return connections are hydraulically decoupled from cold and hot. High hot water draw rates will not affect the circulator/control performance.
- Drain valve and T&P valve are factory installed.
- Temperature Controls are supplied standard.

### RESIDENTIAL & COMMERCIAL

- Models available in 30, 40, 60, 80, and 115-gallon sizes.
- Bank together 80 and 115-gallon units for applications with high water heating demands.



## SYSTEM CONNECTION CONFIGURATIONS FOR EACH MODEL

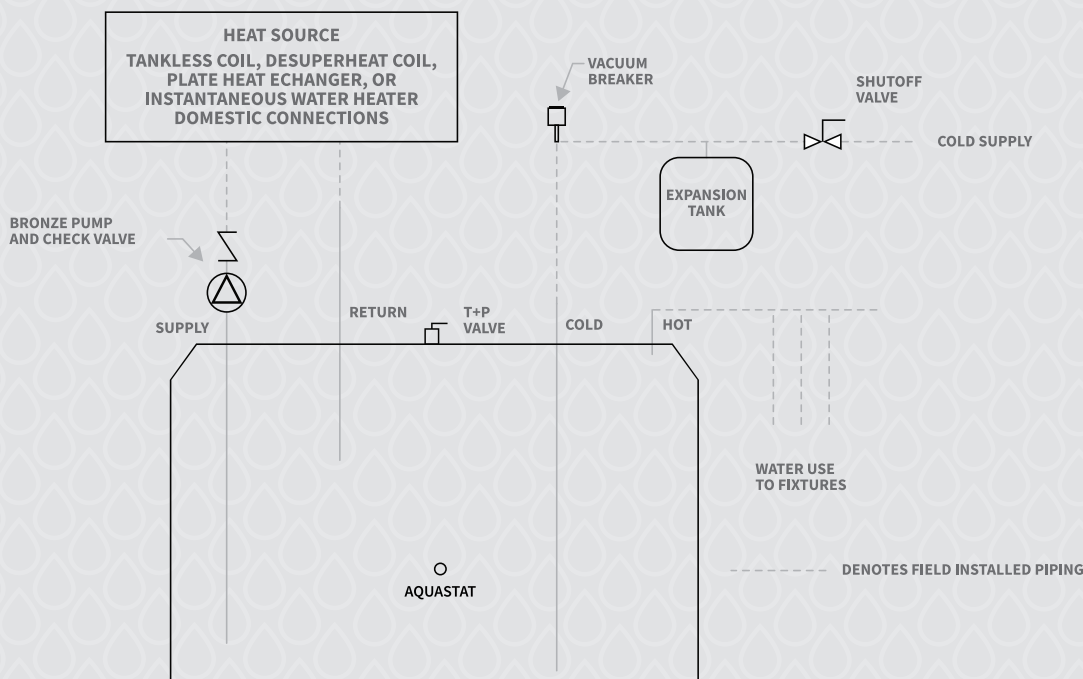


**DIMENSIONS & CAPACITIES**

MODEL	Storage Volume	Dimensions (inches)		Piping Connections NPT		Max. Tank Working Pressure	Approximate Shipping Wt.
				Domestic Water	Supply / Return		
	(Gal.)	(Ht.)	(Dia.)	In/Out	In/Out	(psi)	(Lbs.)
HF-30-ST	30	35.8	23.5	1	1	150	75
HF-40-ST	40	45.2	23.5	1	1	150	90
HF-40L-ST	42	35.8	28.0	1	1	150	90
HF-60-ST	60	62.3	23.5	1	1	150	115
HF-60L-ST	60	45.2	28.0	1	1	150	110
HF-80-ST	80	55.2	28.0	1	1	150	140
HF-115-ST	115	74.5	28.0	1	1	150	175
HF-80-ST-C	80	55.2	28.0	1 1/2	1	150	140
HF-115-ST-C	115	74.5	28.0	1 1/2	1	150	175



**STANDARD DOMESTIC WATER HEATING SYSTEM SCHEMATIC**



NOTE: INSTALLATION MUST CONFORM TO ALL LOCAL CODES.



Conforms to UL STD 174 and NSF/ANSI 372 Certified to CAN/CSA STD C22.2 No. 110-94



**RAISING THE STANDARD**





# MULTI-ENERGY TANKS

Heat-flo's industry-leading Multi-Energy Tanks are ideal for a variety of residential and commercial solar hot water and heating applications. Each Multi Energy Tank is available with or without a heat exchanger, in 60, 80 or 115-gallon capacities. Tanks with heat exchangers are available with one or two coil configurations.

Our versatile Heat-flo Multi-Energy Tanks are configured with heat exchanger coils and can be connected directly to solar collectors to maximize efficiency. Units without coils can be connected to external brazed plate heat exchangers. All units are available with or without built-in electric backup.

Units equipped with electric backup are provided with a heating element, thermostat, and controls that can heat the tank if solar heat is not available, ensuring consistent hot water performance. Additionally, all electric backup units are also equipped with a high quality low watt density 240 volt AC, 3500 watt element. All units are equipped with a removable thermal well to accept a solar control thermostat or thermistor.

## FEATURES AND BENEFITS INCLUDE:

### QUALITY DESIGN & CONSTRUCTION

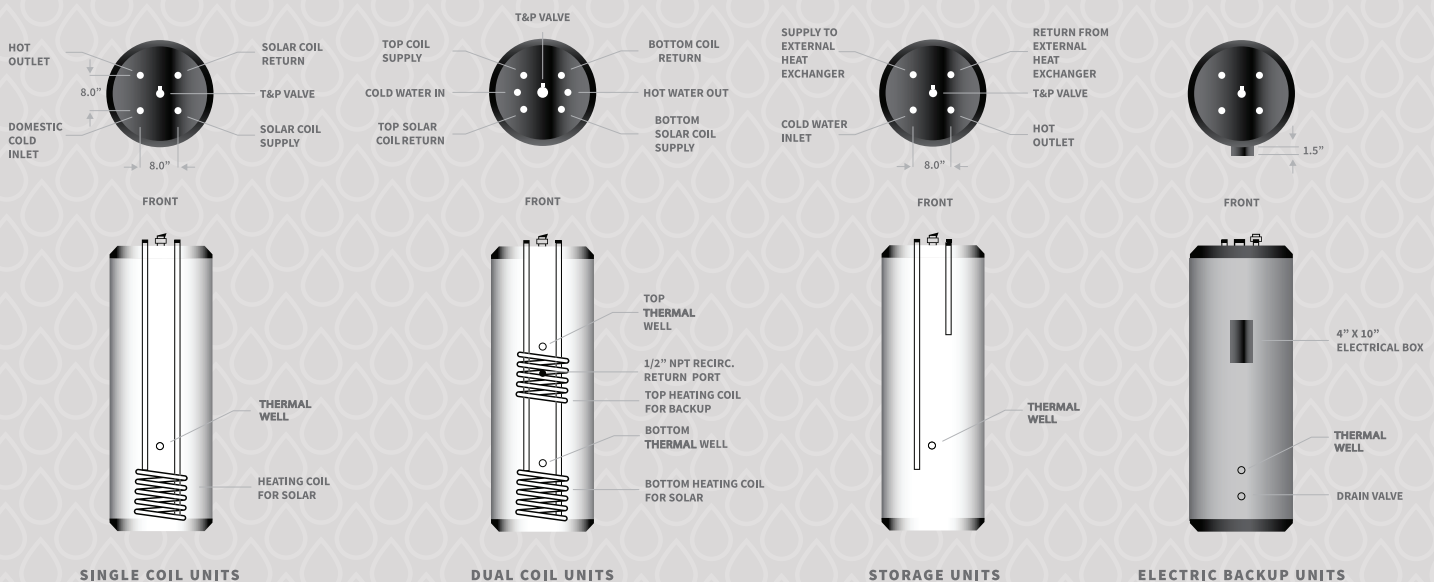
- Tanks and coils are all stainless steel.
- Large, smooth, stainless steel coils; no finned tubing to collect lime and sediment.
- All units R-16+ insulation, providing very low heat loss.
- Flexible thermoplastic jacket that will not corrode and resists denting.

### EASY INSTALLATION

- All pipe connections are on top for a neat, quick and clean installation.
- Brass drain and relief valves are factory installed.
- Includes thermostat well.
- Large 4" X 10" electrical box with pre-wired heating element, thermostat, and high limit on electric backup units.
- Long life, low watt density element.



## SYSTEM CONNECTION CONFIGURATIONS FOR EACH MODEL & TYPE





## DIMENSIONS & CAPACITIES

MODEL	Storage Volume	Top Coil Heating Surface	Bottom Coil Heating Surface	Dimensions (inches)		Pipe Connections	Max. Working Pressure	Approximate Shipping Wt.
	(Gal.)	(Sq. Ft.)	(Sq. Ft.)	(Ht.)	(Dia.)	(NPT)	(psi)	(Lbs.)

### SINGLE COIL - NO ELECTRIC BACKUP

HF-115	115	—	9.1	74.5	28.0	1"	150	175
HF-80	80	—	8.2	55.2	28.0	1"	150	140
HF-60	60	—	8.6	62.3	23.5	1"	150	125

### SINGLE COIL WITH 3,500 WATT ELECTRIC BACKUP

HF-115-E	115	—	9.1	74.5	28.0	1"	150	180
HF-80-E	80	—	8.2	55.2	28.0	1"	150	145
HF-60-E	60	—	8.6	62.3	23.5	1"	150	135

### DUAL COIL - NO ELECTRIC BACKUP

HF-115-D	115	7.4	9.1	74.5	28.0	1"	150	205
HF-80-D	80	7.4	8.2	55.2	28.0	1"	150	175
HF-60-D	60	7.4	8.6	62.3	23.5	1"	150	135

### DUAL COIL WITH 3,500 WATT ELECTRIC BACKUP

HF-115-DE	115	7.4	9.1	74.5	28.0	1"	150	215
HF-80-DE	80	7.4	8.2	55.2	28.0	1"	150	185
HF-60-DE	60	7.4	8.6	62.3	23.5	1"	150	175

### STORAGE ONLY - NO COIL, NO ELECTRIC BACKUP

HF-115-ST	115	—	No Coil Storage Only	74.5	28.0	1"	150	170
HF-80-ST	80	—		55.2	28.0	1"	150	130
HF-60-ST	60	—		62.3	23.5	1"	150	115

MODEL	Top Coil Max Recovery	Bottom Coil Max. Recovery	Water Flow Through Coil	Pressure Drop Through Coil
	(Gal./Hr.)	(Gal./Hr.)	(Gal./Min.)	(Ft. Water)
115-Gal. Units	190	214	10.0	3.9
80-Gal. Units	180	214	10.0	3.6
60-Gal. Units	185	214	10.0	3.5

### FOR ALL UNITS WITH 3,500 WATT ELECTRIC BACKUP

MODEL	First Hour Rating (Gal./Hr.)		Continuous Rating (Gal./Hr.)	
	140°F	115°F	140°F	115°F
	115-Gal. Units	73.9	80.0	15.9
80-Gal. Units	55.9	62.0	15.9	22.0
60-Gal. Units	45.9	52.0	15.9	22.0

Note: All ratings are based on 180°F boiler water supply and 50°F cold water inlet. In the interest of continuous improvement, specifications are subject to change without notice.



Conforms to UL STD 174 and NSF/ANSI 372 Certified to CAN/CSA STD C22.2 No. 110-94



# RAISING THE STANDARD





# HYDRONIC BUFFER TANKS

Heat-flo's Hydronic Buffer Tanks are designed to be used in closed loop heating systems with low-mass boilers, geothermal systems, and chilled water applications. Utilizing our hydronic buffer tanks improves system efficiency and can extend equipment life by reducing the wear and tear on chillers or boilers due to short cycling.

## HF-22-BT

The primary application for the HF-22-BT is to reduce low-mass modulating, condensing boiler short cycling. The high and low left side connections are used for boiler supply and return. The top connection is used to supply the distribution system and the low right connection is the return from the distribution system. If the top connection is piped to the line supplying the air purger and vent, the tank will be self-venting.

## HF-30-BT

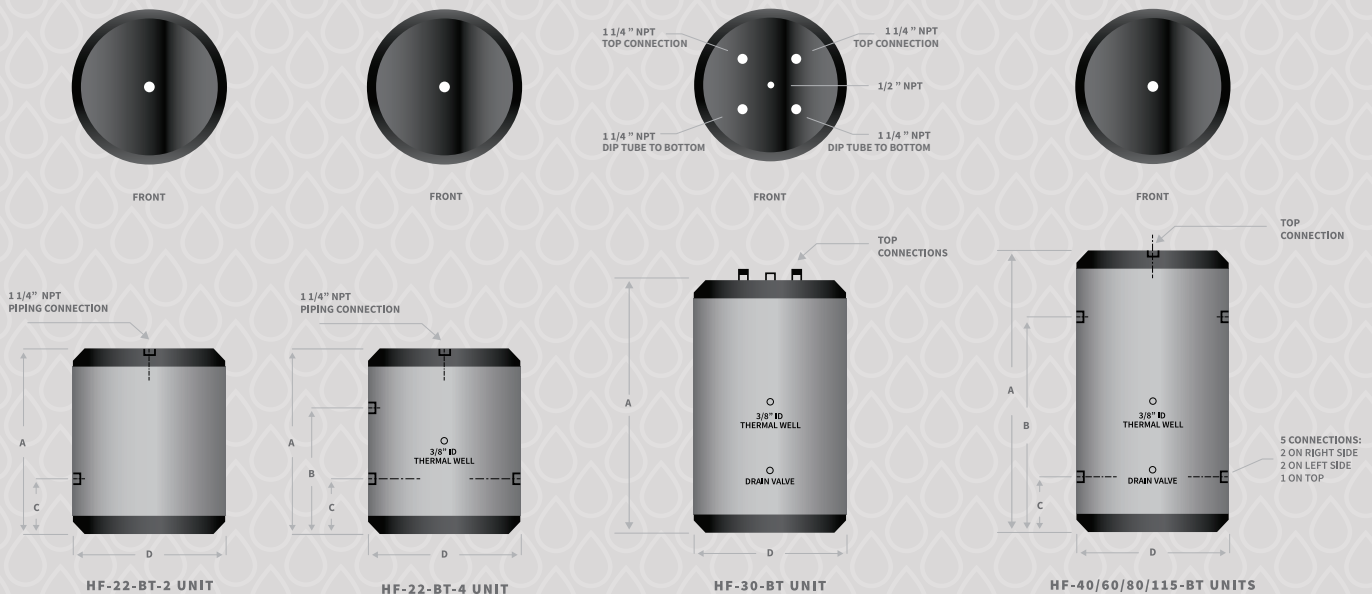
The HF-30-BT is designed with 4 - 1 1/4" NPT connections on top, and can be installed under a typical residential mod-con boiler to save space, piping, and labor. Two top connections draw water from the top of the tank, while the other two direct water to the bottom of the tank via internal stainless steel dip tubes. A 1/2" connection is in the center of the tank for an air vent.

## HF-40-BT THROUGH HF-115-BT

Our hydronic buffer tanks are built with 5 connections: 2 connections can be piped to the chiller or boiler, and 2 connections can be piped to the distribution system. A fifth connection is available for alternate piping configurations. When configured and piped correctly, Heat-flo hydronic buffer tanks can serve as both a thermal buffer and a hydraulic separator - allowing the heating or cooling source to be hydraulically decoupled from the distribution system.



### SYSTEM CONNECTION CONFIGURATIONS & DIMENSIONS FOR EACH MODEL





## FEATURES AND BENEFITS INCLUDE:

### QUALITY DESIGN & CONSTRUCTION

- All stainless steel.
- All units R-15+ insulation, providing very low heat loss.
- Flexible thermoplastic jacket that will not corrode and resists denting.

### EASY INSTALLATION

- Brass drain valves are factory installed.

### RESIDENTIAL AND COMMERCIAL

- Models available in 22, 30, 40, 60, 80, and 115-gallon sizes.
- Bank together 80 and 115-gallon units for large commercial applications.

### DIMENSIONS & CAPACITIES

MODEL	Storage Volume	Dimensions (Inches)				Piping Connections	Max. Tank Working Pressure	Approx. Shipping Wt.
	(Gal.)	A (Ht.)	B	C	D (Dia.)	(NPT)	(psi)	(Lbs.)
HF-22-BT-2	22	24.5	—	8.0	22.5	1 ¼"	60	35
HF-22-BT-4	22	24.5	15.0	8.0	22.5	1 ¼"	60	35
HF-30-BT	30	35.8	—	—	23.5	1 ¼"	60	77
*HF-40-BT-2	40	42.7	31.0	11.0	23.5	2"	60	87
*HF-60-BT-2	60	45.2	31.5	11.5	28.0	2"	60	115
*HF-80-BT-2	80	55.2	40.5	11.5	28.0	2"	60	125
*HF-115-BT-2	115	74.5	61.5	11.5	28.0	2"	60	160

\*1-1/4" NPT & 1-1/2" NPT Tappings available upon request.



Conforms to UL STD  
174 and NSF/ANSI 372  
Certified to CAN/CSA  
STD C22.2 No. 110-94



RAISING THE STANDARD







# COMMERCIAL ELECTRIC WATER HEATERS

Heat-flo's Commercial Electric Water Heaters are made with quality 316L stainless steel materials that provide a long tank life, abundant hot water, and low operating costs. Units are offered in 10 to 119-gallon capacities that are lightweight and durable, easy to install, and are sure to fit the needs of your customers.

## FEATURES AND BENEFITS INCLUDE:

### QUALITY DESIGN & CONSTRUCTION

- Tanks are all stainless steel construction, including cold water dip tube.
- Low watt density elements provide more surface area and less scale buildup.
- High R-value tank insulation meets or exceeds the requirements of the U.S. Department of Energy and ASHRAE.

### EASY INSTALLATION

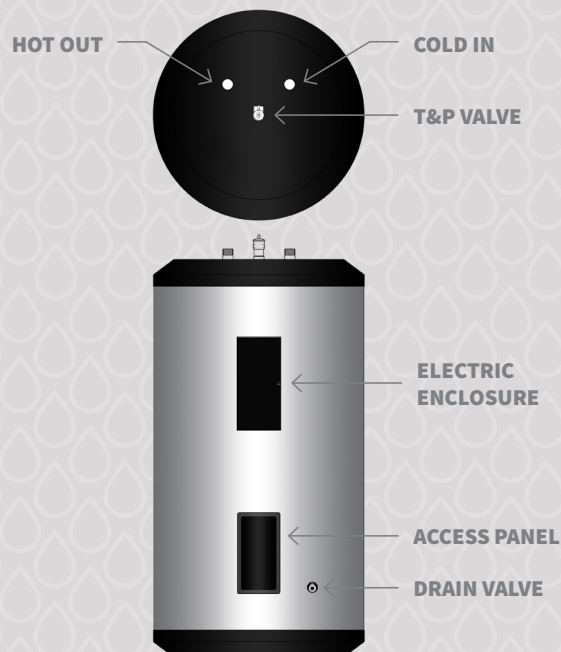
- All water connections are on top for a neat, quick, and clean installation.
- Inlet & Outlet Fittings are offset to make for seamless replacement of alternate diameters and/or brands.
- All units are shipped ready for installation:
  - » Brass drain valve and relief valve factory installed and tested.
  - » Top inlet and outlet supplied with dielectric unions and 3/4" x 4" type L copper tube for easy sweat or press connections.

### COMMERCIAL

- Models available in 10 to 119-gallon capacities.
- 6-Year Commercial Warranty & Limited Residential Warranty.
- Units are fully convertible (wattages/voltages and phase) with simple conversion kits.



## MODEL-SSL/SSN CONNECTION CONFIGURATION



# MODEL-SSL/SSN PRODUCT SPECIFICATIONS

MODEL NUMBER	GALLON CAPACITY	MAX KW INPUT	NUMBER OF ELEMENTS	HEIGHT TO TOP (INCHES)	DIAMETER (INCHES)	APPROX. SHIPPING WEIGHT (LBS.)
<b>COMPACT MODELS - SINGLE ELEMENTS</b> SUPPLIED W/ 120V 1500W HEATING ELEMENT STANDARD						
SSL-10S	10	6.1	1	18.0	19.0	30
SSL-20S	20	6.1	1	24.5	23.5	35
<b>LOWBOY MODELS - DOUBLE ELEMENTS</b> SUPPLIED W/ 240V 4500W HEATING ELEMENTS WIRED 1 PH. NON-SIMULTANEOUS						
SSL-30D	30	12.2	2	35.8	23.5	75
SSL-40D	40	12.2	2	35.8	28.0	90
SSL-50D	50	12.2	2	39.8	28.0	105
<b>TALL MODELS - DOUBLE ELEMENTS</b> SUPPLIED W/ 240V 4500W HEATING ELEMENTS WIRED 1 PH. NON-SIMULTANEOUS: SSN-40D, SSN-52D STANDARD *SUPPLIED W/ 208V 6100W HEATING ELEMENTS WIRED 3 PH. NON-SIMULTANEOUS: SSN-66D, SSN-80D, SSN-119D STANDARD						
SSN-40D	40	12.2	2	45.8	23.5	90
SSN-52D	50	12.2	2	55.8	23.5	105
*SSN-66D	66	12.2	2	47.8	28.0	130
*SSN-80D	80	12.2	2	55.2	28.0	140
*SSN-119D	119	12.2	2	74.5	28.0	175

MODELS & ELEMENTS	VOLTAGE	WIRING	KW INPUT AVAILABLE							
10 & 20 GALLON SINGLE ELEMENT UNITS	120	-	1.5	2.0	2.5	3.0	-	-	-	-
	208	-	1.5	2.5	2.5	3.0	4.5	5.0	5.5	6.1
	240	-	1.5	2.0	2.5	3.0	4.5	5.0	5.5	6.1
	277	-	1.5	2.0	2.5	3.0	4.5	5.0	5.5	6.1
	480	-	-	2.0	2.5	3.0	4.5	5.0	5.5	6.1
30 - 119 GALLON DOUBLE ELEMENT UNITS	120	INTERLOCK	1.5	2.0	2.5	3.0	-	-	-	-
			3.0	4.0	5.0	-	-	-	-	-
	208	INTERLOCK	1.5	2.0	2.5	3.0	4.5	5.0	5.5	6.1
			3.0	4.0	5.0	6.0	9.0	10.0*	-	-
	240	INTERLOCK	1.5	2.0	2.5	3.0	4.5	5.0	5.5	6.1
			3.0	4.0	5.0	6.0	9.0	10.0	11.0*	12.2*
	277	INTERLOCK	1.5	2.0	2.5	3.0	4.5	5.0	5.5	6.1
			3.0	4.0	5.0	6.0	9.0	10.0	-	12.2
	480	INTERLOCK	-	2.0	2.5	3.0	4.5	5.0	5.5	6.1
			-	4.0	5.0	6.0	9.0	10.0	11.0	12.2


\*Available in 3-Phase Only



Conforms to UL STD 174 and NSF/ANSI 372 Certified to CAN/CSA STD C22.2 No. 110-94



RAISING THE STANDARD





# LIGHT COMMERCIAL ELECTRIC WATER HEATERS

Heat-flo's Light Commercial Electric Water Heaters are made with quality 316L stainless steel materials that provide a long tank life, abundant hot water, and low operating costs. Units are offered in 66, 80, and 119-gallon capacities that are lightweight and durable, easy to install, and are sure to fit the needs of your customers.

## FEATURES AND BENEFITS INCLUDE:

### QUALITY DESIGN & CONSTRUCTION

- Tanks are all stainless steel construction, including cold water dip tube.
- Low watt density elements provide more surface area and less scale buildup.
- High R-16 tank insulation meets or exceeds the requirements of the U.S. Department of Energy and ASHRAE.

### EASY INSTALLATION

- All water connections are on top for a neat, quick, and clean installation.
- Inlet & Outlet Fittings are offset to make for seamless replacement of alternate diameters and/or brands.
- All units are shipped ready for installation:
  - » Brass drain valve and relief valve factory installed and tested.
  - » Top inlet and outlet supplied with 3/4" NPT connections.

### COMMERCIAL

- Models available in 66, 80, and 119-gallon capacities.
- 6-Years Limited tank Warranty & 1 year Limited Warranty on component parts.



## MODEL-EC PRODUCT SPECIFICATIONS

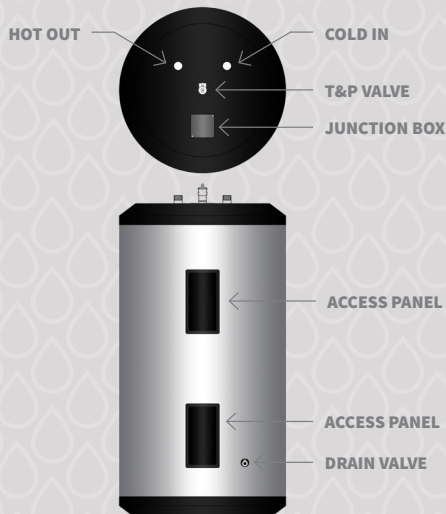
277 Volt, 1-Phase, (2) 6100 Watt Elements Wired Simultaneous Standard.

MODEL NUMBER	GALLON CAPACITY	STANDARD ELEMENT WATTAGE	HEIGHT	DIAMETER	APPROX. SHIPPING WEIGHT
	U.S. GALLONS	277 VOLT	INCHES	INCHES	LBS.
EC-66	66	6100	48	28.0	130.0
EC-80	80	6100	56	28.0	140.0
EC-119	119	6100	74	28.0	175.0

## RECOVERY CAPACITIES

ELEMENT WATT-AGE (UPPER/LOWER)	U.S. GALLONS/HR. AT TEMPERATURE RISE INDICATED											
	KW INPUT	36°F	40°F	54°F	60°F	72°F	80°F	90°F	100°F	108°F	120°F	126°F
SIMULTANEOUS OPERATION												
6100/6100	12.2	139	125	93	84	70	63	56	50	46	42	40

## MODEL-EC CONNECTION CONFIGURATIONS



**HEAT-FLO IS COMMITTED TO PROMOTING A CULTURE OF CONTINUOUS IMPROVEMENT BY ALWAYS RAISING THE STANDARD THROUGH SUPERIOR DESIGN AND MANUFACTURING EXECUTION.**



# CUSTOM AND OPTIONAL BUILDS

Heat-flo offers custom builds for custom jobs. Specify the details and request a quote. Features and benefits are consistent with standard tank models, but the builds can be specified to the job site or desired application. Customers are encouraged to ask the question, "Can you do this?" Heat-flo's dedicated customer service team will be happy to assist you and provide an answer or an alternative.

## FEATURES AND BENEFITS INCLUDE:

### QUALITY DESIGN & CONSTRUCTION

- All stainless steel.
- All units R-15+ insulation, providing very low heat loss.
- Flexible thermoplastic jacket that will not corrode and resists denting.

### EASY INSTALLATION

- Specify to the job or install site for an easy installation.

### RESIDENTIAL AND COMMERCIAL

- Heat-flo's standard models range from 30 to 115-gallons.

## OPTIONAL FEATURES

Most tanks can be fitted with Hydronic Coils **AND** Electric Backup when space permits.

### ELECTRIC BACKUP CAN BE ADDED TO INDIRECT MODELS, BUFFER TANKS, AND STORAGE TANKS

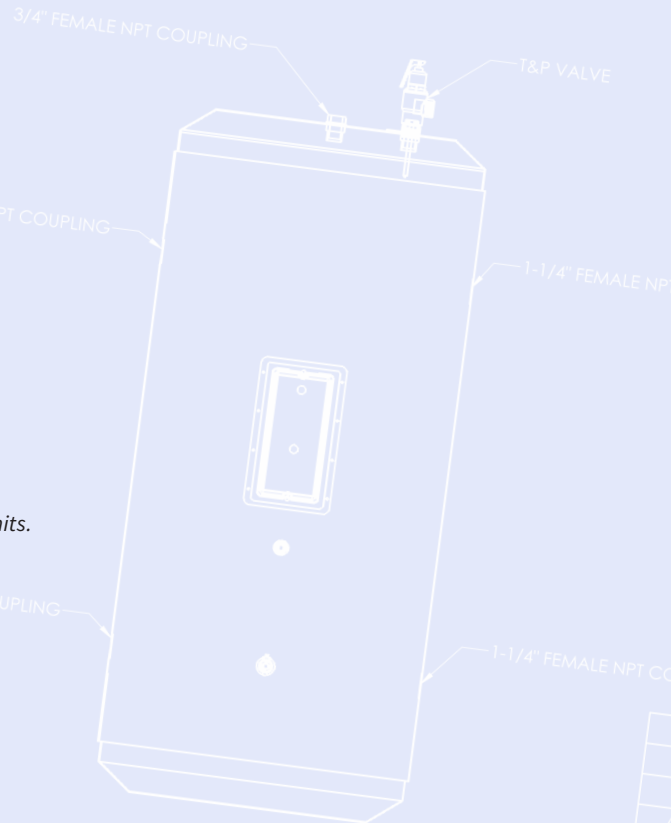
- All standard tank features are retained.
- Front-mounted wiring junction box.
- One 3500 Watt 240 Volt Electric Heating Element when space permits.

### HYDRONIC COIL(S) CAN BE ADDED TO BUFFER TANKS

- All standard tank features are retained.
- 316L Stainless Steel Hydronic Coil(s).
- Standard, High Output, or Extra High Output Coil can be utilized.
- Coil(s) can be situated at the top, bottom, or top & bottom of the tank.

Inquire about Custom Builds by contacting Heat-flo's dedicated customer service team:

Phone: 508-278-2400 | Fax: 508-278-2466 | E-mail: [Sales@heat-flo.com](mailto:Sales@heat-flo.com)



UNLESS OTHERWISE SPECIFIED: UNCONTROLLED COPY WHEN PRINTED DIMENSIONS ARE IN INCHES TOLERANCES: FRACTIONAL ±1/64 ANGULAR ±1° DECIMAL .XXX ±0.01 DECIMAL X.XXX ±0.005 DO NOT SCALE DRAWING	DRAWN CHECKED MFG APPR. MATERIAL	NAME JJP AM JJP	DATE 7/15/2020 7/15/2020 7/15/2020
--	---	--------------------------	---



RAISING THE STANDARD





ALL HEAT-FLO  
PRODUCTS ARE PROUDLY  
ENGINEERED & BUILT  
IN THE USA



**RAISING THE STANDARD**



**HEAT-FLO, INC.**

15 MEGAN CT., P.O. BOX 612, UXBRIDGE MA, 01569, USA

PHONE: (508) 278-2400 | FAX: (508) 278-2466

E-MAIL: SALES@HEAT-FLO.COM

WWW.HEAT-FLO.COM

© 2018 HEAT-FLO INCORPORATED. ALL RIGHTS RESERVED. HEAT-FLO, HEAT-FLO LOGO AND RAISING THE STANDARD ARE TRADEMARKS OF HEAT-FLO INCORPORATED. HONEYWELL AND AQUASTAT ARE TRADEMARKS OF HONEYWELL INC. PART#LITERATURE\_MAINLINE BROCHURE\_80-420 REV G